

# Infant and Early Years


# Mental Health Care

# Pathways:

## Pilot Project Training Series

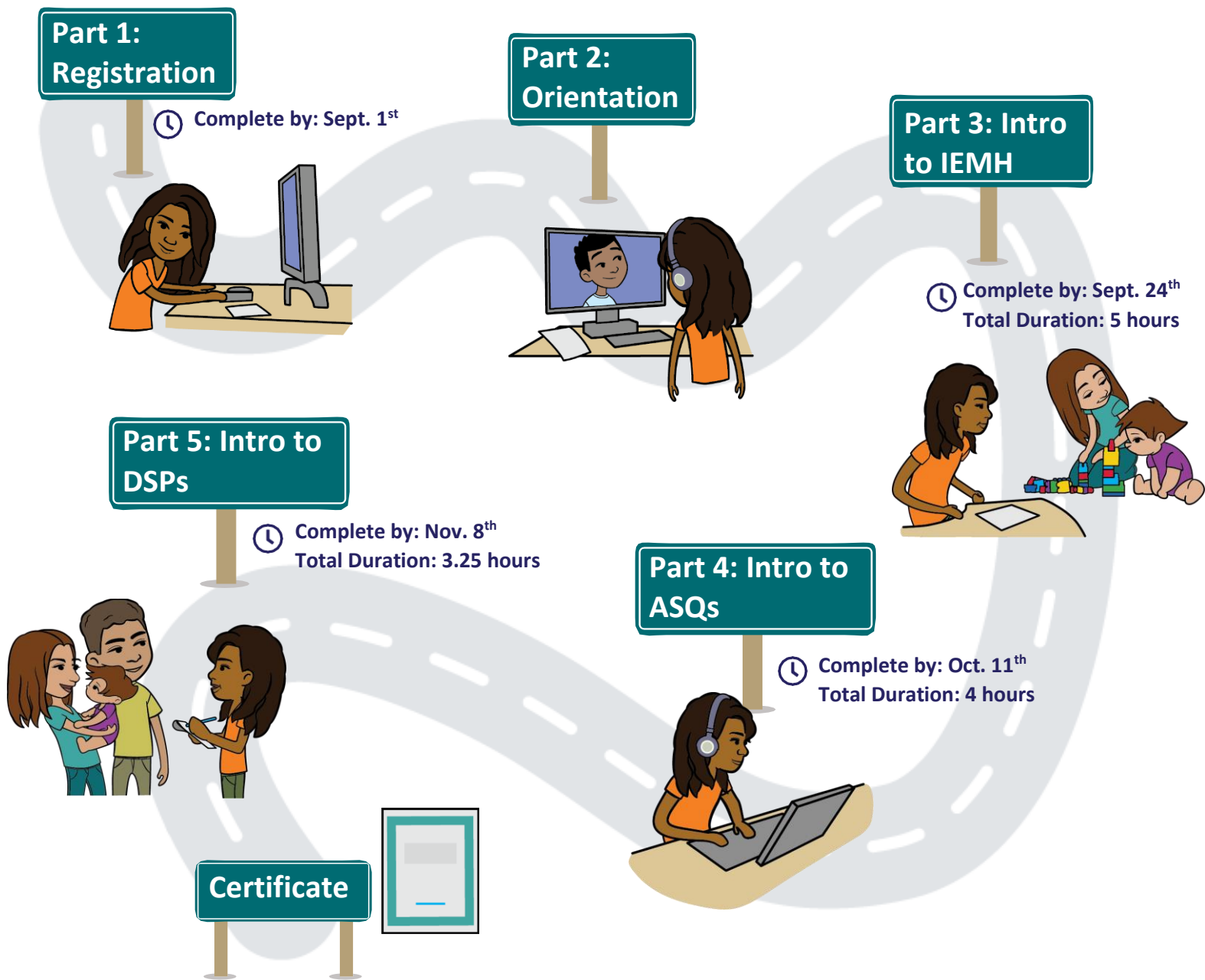
**Stream 2 -**  
For frontline  
practitioners  
working with very  
young children

A 5-part training to  
increase the capacity  
to recognize and  
respond to early  
concerns about a  
child's development



# Infant and Early Years Mental Health Care Pathways: Pilot Project Training Series

Stream 2: For frontline practitioners working with very young children



Contact [nicole.tuzi@sickkids.ca](mailto:nicole.tuzi@sickkids.ca) for content-related inquiries, and [rup.patel@sickkids.ca](mailto:rup.patel@sickkids.ca) for registration or technical issues.

Link to the training website: <https://pathways.iemhp.ca/Login/Login.aspx>

## Training Series Overview

The objective of the training is to increase knowledge and skill that directly impacts the work practitioners do with young children under the age of 6 and their parents/caregivers. The training is designed to enhance knowledge and skill, and should be seen as an investment in workers and the agency. Participation in the training will increase the capacity of an agency to recognize and respond to early concerns about a child's development. Upon completion of the training participants will receive a certificate from IEMHP. Two groups of trainees have been identified:

**Stream 1:** These are agency leaders, managers and supervisors who may not be working directly with children and/or their families. They provide supervision or strategic direction to those within an agency who work directly with families.

**Stream 2:** These are practitioners who will be directly applying the knowledge and skills they acquire during the training to their daily work with young children and their parents/caregivers.

The following table outlines which certification stream is recommended for the various roles in your community:

<b>Streams</b>	<b>Role</b>	<b>Details</b>
<b>Stream 1</b>	Agency leaders (ED's, managers, supervisors, etc.)	<ul style="list-style-type: none"><li>• Complete Parts 1, 2, 3, 4a, 4b, 5a, and 5b</li><li>• Must understand theoretical concepts, but is not required to administer the ASQs or create DSPs.</li><li>• Must understand the process to support staff, and provide adequate resources and materials to frontline practitioners.</li></ul>
<b>Stream 2</b>	Front line practitioners	<ul style="list-style-type: none"><li>• Complete Parts 1, 2, 3, 4a, 4b, 4c, 5a, 5b, and 5c</li><li>• Must understand theoretical concepts, as well as build skills and capacity to administer ASQs and create DSPs accurately.</li><li>• Have the capacity to implement their knowledge and skills</li></ul>

At the end of parts 3, 4, and 5, the participant will complete short quizzes that will help IEMHP track each participant's progress through the training and receive valuable feedback.

## Your Training Team



**Nicole Tuzi**  
Training and Education Manager  
Email: [nicole.tuzi@sickkids.ca](mailto:nicole.tuzi@sickkids.ca)



**Rup Patel**  
Administrative Coordinator  
Email: [rup.patel@sickkids.ca](mailto:rup.patel@sickkids.ca)

## Training Series Description

1

### **Part 1: Registration**

**Complete by:** September 1<sup>st</sup>, 2021

To ensure that you are enrolled in the training, you must complete the registration process including selecting the dates/times for your Live Sessions.

- Step 1:** You will receive an email notifying you that you have been enrolled in the training follow all the steps in the email to complete your registration and access the training for your instructions and materials.

Link to the training website: <https://pathways.iemhp.ca/Login/Login.aspx>

2

### **Part 2: Orientation**

**Total duration:** 30 minutes

Join us for a 30-minute live orientation with your Coach, who will go over each component of the training in detail. We will walk through the training website, the Training Information Package, where to find the training materials, details regarding the learning activities and the overall expectations to successfully complete this training and receive a certificate of completion.

- Step 1:** Please print and/or download the training materials as instructed found under the OVERVIEW section of your training page. Please keep them somewhere safe as we will be referring to them throughout the training.

#### Useful Tips:

1. The training occurs in a sequential order. You must complete the first step before the next step is unlocked. Coaching Feedback Surveys will be unlocked 24 hours after you have attended the Coaching Session.
2. If you need to reschedule and attend a different Orientation or Coaching Session, click on the TRANSFER button for the session on the CHOOSE YOUR LIVE SESSIONS page of your training and select the session you wish to switch into.

For any registration or administration-related questions, please email [rup.patel@sickkids.ca](mailto:rup.patel@sickkids.ca).

### Part 3: IEMH 101: The Basics

**Total Duration of Pre-Recorded Webinars:** 5 hours

**Complete by:** September 24<sup>th</sup>, 2021

This introductory session provides an overview of early development with a focus on infant mental health and factors that can support or hinder development. Theoretical models that can be used to understand behaviours and influencing factors will be explored and considered within the context of community programs that work with families and young children.

- Step 1:** Complete the Pre-Training Knowledge Survey
- Step 2:** Watch webinars
- Step 3:** Complete the Post-Training Knowledge Survey
- Step 4:** Complete the IMH Basics Webinar Feedback Survey

Webinar Section	Duration
Section A: Setting the Context	30 mins
Section B: Under Construction in the Early Years	52 mins
Section C: Brain Development	66 mins
Section D: What Contributes to Vulnerability in Infants and Young Children	42 mins
Section E: The Landscape of IMH in Canada	30 mins
Section F: IMH in Action	54 mins


## Part 4: Introduction to ASQs

**Total Duration of Pre-Recorded Webinars:** 2 hours

**Total Duration of Learning Activity:** 30 minutes

**Total Duration of ASQ Coaching Session:** 1.5 hours (STREAM 2 ONLY)

**Complete by:** October 11<sup>th</sup>, 2021



**Stream 1:** Before you start make sure you have ordered the ASQ:3 and ASQ:SE2 kits for your agency. Contact [nicole.tuzi@sickkids.ca](mailto:nicole.tuzi@sickkids.ca) for more information.

**Stream 2:** Before you start, you must PRINT the *Case Studies and Scoring Exercise* package and *What is ASQ:SE2?* Documents found under *Part 4: Introduction to ASQs* of the TRAINING MATERIALS section of your training page.

**Description:** Research has demonstrated that early identification and intervention are crucial to increasing the likelihood of positive outcomes for children identified as having a developmental delay. This session will introduce and overview the Ages & Stages Questionnaires: 3rd edition and Social-Emotional: 2nd edition. Participants will learn how to screen for delays in the developmental areas of communication, gross motor, fine motor, problem-solving and personal-social.

### Part 4a. Webinars

**Total Duration of Pre-Recorded Webinars:** 2 hours

- Step 1:** Watch ASQ Webinars
- Step 2:** Complete the ASQ Webinar Post-Knowledge Survey (A score of 5/5 must be received to be considered complete)
- Step 3:** Complete the ASQ Webinar Feedback Survey

Webinar Section	Duration
Section A: Introduction to Developmental Screening	21 mins
Section B: Introduction to the ASQ:3	35 mins
Section C: Introduction to the ASQ:SE2	29 mins
Section D: Key Components of the ASQs	34 mins

### Part 4b. Learning Activity

**Total Duration of Learning Activity:** 30 minutes

**Stream 2:** In your Case Studies and Scoring Exercise package, complete the scoring for Emma, Adam, Darcey, Logan and Devon. This must be completed prior to the ASQ coaching session. If you have questions, contact [nicole.tuzi@sickkids.ca](mailto:nicole.tuzi@sickkids.ca).

#### Part 4c. ASQ Coaching Session (STREAM 2s ONLY)

**Total Duration of ASQ Coaching Session:** 1.5 hours

**Description:** The Coach will go over any questions identified in the feedback surveys from Part 4 and address any other questions about engaging with families using the ASQs.

- Step 1:** Complete the Case Studies and Scoring Exercise learning activity
- Step 2:** Attend and participate in ASQ Coaching Session
- Step 3:** Complete ASQ Coaching Session Feedback Survey



#### **Part 5: Introduction to DSPs**

**Total Duration of Pre-Recorded Webinars:** 1.5 hours

**Total Duration of Learning Activity:** 15 minutes

**Total Duration of ASQ Coaching Session:** 1.5 hours (STREAM 2 ONLY)

**Complete by:** November 8<sup>th</sup>, 2021



**Streams 1 and 2:** Before you start, DOWNLOAD and SAVE all the documents to your computer as found under *Part 5: Introduction to DSPs* of the TRAINING MATERIALS section of your training page.

**Description:** Participants will learn how to use the results of the developmental screen, observations and caregiver report to create a DSP unique to each child. These DSPs are strength-based and age-appropriate for each particular child, and unique to the needs of the family. They can be used throughout professional practice to enhance interactions between a parent and child.

#### Part 5a. Webinars

**Total Duration of Pre-Recorded Webinars:** 1.5 hours

- Step 1:** Watch DSP Webinars
- Step 2:** Complete the DSP Webinar Post-Knowledge Survey (A score of 5/5 must be received to be considered complete)
- Step 3:** Complete the DSP Webinar Feedback Survey

<b>Webinar Section</b>	<b>Duration</b>
Section A: Introduction to Developmental Support Plans	16 mins
Section B: What Informs a DSP	13 mins
Section C: Key Components of a DSP	23 mins
Section D: Demonstration of how to create a DSP	17 mins

## **Part 5b. Learning Activity**

**Total Duration of Learning Activity:** 15 minutes

**Stream 2:** Participants are expected to know how to navigate the resource manual (find goals and strategies), copy and paste between the resource manual and the DSP template, and make edits within the DSP template. If you have questions, contact [nicole.tuzi@sickkids.ca](mailto:nicole.tuzi@sickkids.ca).

## **Part 5c. DSP Coaching Session (STREAM 2s ONLY)**

**Total Duration of ASQ Coaching Session:** 1.5 hours

**Description:** As a group, we will complete at least one other DSP from the Case Studies and Scoring Exercises package. The facilitator will go over any questions identified in the feedback surveys from Part 5: Introduction to Creating a Developmental Support Plan, and address any other questions regarding engaging with families using a DSP.

- Step 1:** Practice using the resource manual and the templates prior to the coaching session
- Step 2:** Attend and participate in DSP Coaching Session
- Step 3:** Complete DSP Coaching Session Feedback Survey