
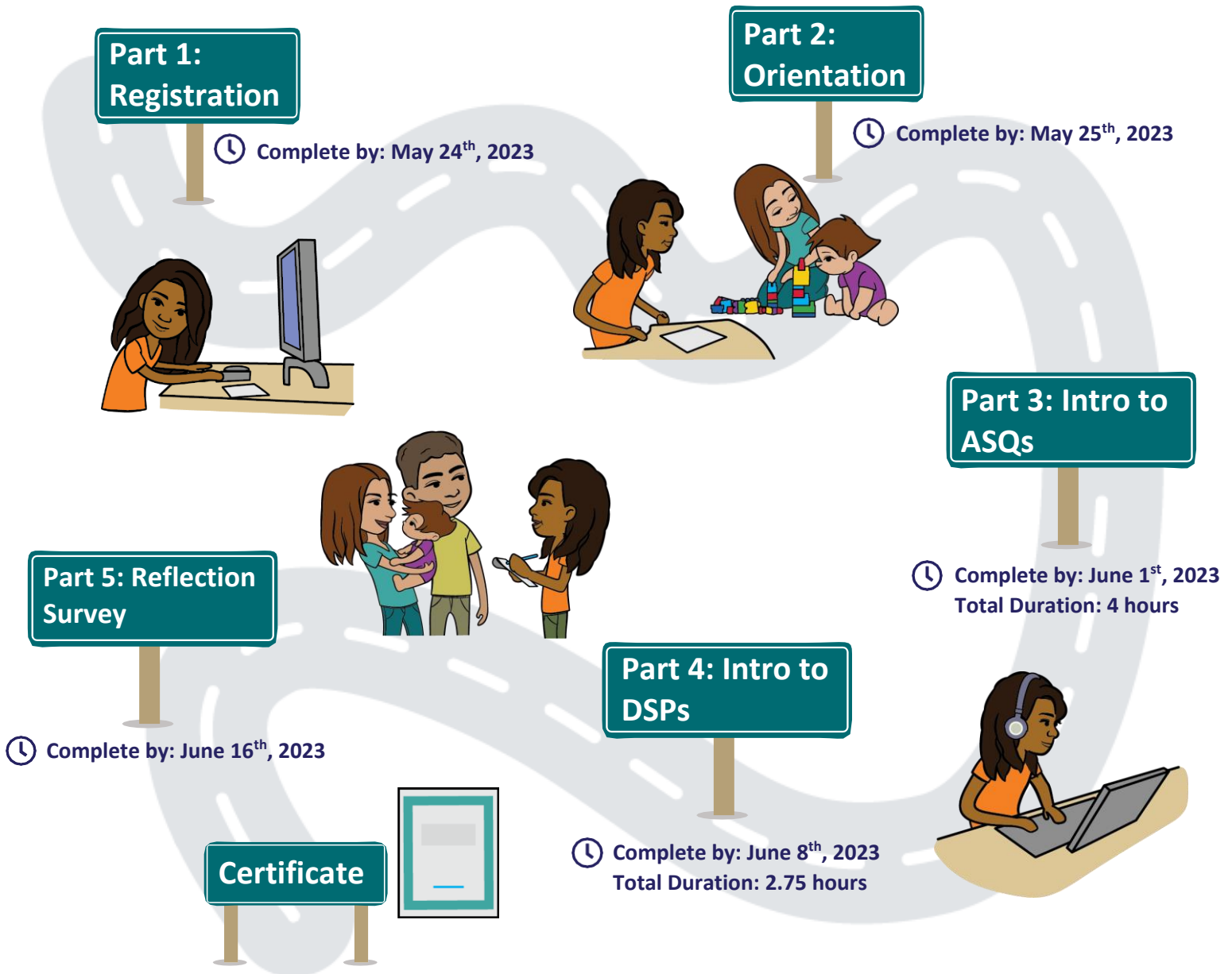


Developmental Screening and Strategies for Support: ASQ and DSP Training

A 5-part training for frontline practitioners working with infants, young children, and their families, to recognize and respond to early concerns about a child's development.



Developmental Screening and Strategies for Support: Ages and Stages Questionnaires (ASQs) and Developmental Support Plans (DSPs) Training



Contact nicole.tuzi@sickkids.ca for content-related inquiries, and iemhp.learning@sickkids.ca for registration or technical issues.

Link to the training website:
<https://learning.iemhp.ca/Login/Login.aspx>

Training Overview

Welcome to the ***Developmental Screening and Strategies for Support*** training! The objective of this training is to increase knowledge and skill that directly impacts the work practitioners do with infants and young children under the age of 6 and their parents/caregivers. The training is designed to enhance knowledge and skills in recognizing and responding to concerns about a child's development. Upon meeting the requirements of the training, participants will receive a certificate of completion from IEMHP.

In this training, participants will:

- Gain a better understanding of developmental screening and its benefits in supporting children's development
- Understand, facilitate, score and interpret the Ages and Stages Questionnaire 3rd edition and the Ages and Stages Questionnaire: Social-Emotional 2nd edition
- Gain a better understanding of developmental support plans and the benefits in supporting children's development with concrete strategies
- Implement the knowledge of infant and mental health and developmental screening into their practice and how they support families of young children
- Understand and navigate the Hand in Hand resource manual and the DSP templates
- Make the appropriate decisions to support a child's development

Cost: \$500.00 CAD per person

Learner Acknowledgement: You will be required to acknowledge a Learner Acknowledgement that outlines the expectations of the training. [Read the Learner Acknowledgement.](#)

Cancellation Policy: Refunds are applicable if the participant requests withdrawal from the training prior to participating in Part 3c: ASQ Coaching sessions (May 30th, 2023). If the participant does not make the request prior to May 30th, 2023, and does not attend the session, the fees still apply, and the participant will not be eligible for certification. The participant may request to be enrolled in next Cohort.

Prerequisite: *Introduction to Infant and Early Mental Health* is required in advance of enrollment into the Developmental Screening and Strategies for Support training.

[Register for the Introduction to Infant and Early Mental Health series.](#)

Your Training Team



Nicole Tuzi
**Training and Education
Manager**
Email:
nicole.tuzi@sickkids.ca



Brenda Packard
Coach



Nikki Abad
**Administrative
Coordinator**
Email:
iemhp.learning@sickkids.ca

Training Calendar

| Training Parts | Duration | Deadlines |
|--|---|---|
| Register for <i>Developmental Screening and Strategies for Support</i> training | | Registration opens May 1 st , 2023 Register before May 24 th , 2023 |
| Orientation (must attend ONE) | 30 minutes | May 23 rd , 2023, 9am – 9:30am EST May 25 th , 2023, 2:30pm – 3pm EST |
| Part 3a: ASQ Webinars Part 3b: ASQ Learning Activity | Part 3a: 2 hours Part 3b: 30 minutes | Complete before May 29 th , 2023 |
| Part 3c: ASQ Coaching Session (must attend ONE) | 1.5 hours | May 30 th , 2023, 9am – 10:30am EST May 30 th , 2023, 2pm – 3:30pm EST June 1 st , 2023, 9am – 10:30am EST |
| Part 4a: DSP Webinars Part 4b: DSP Learning Activity | Part 4a: 1.5 hours Part 4b: 15 minutes | Complete before June 5 th , 2023 |
| Part 4c: DSP Coaching Session (must attend ONE) | 1.5 hours | June 6 th , 2023, 9am – 10:30am EST June 7 th , 2023, 2pm – 3:30pm EST June 8 th , 2023, 9am – 10:30am EST |
| Training Closes | | June 16 th , 2023 |
| Time Commitment TOTAL | 8 hours | |

Training Description

1

Part 1: Registration

Complete by: May 24th, 2023

To enroll in the training, you must sign the Learner Acknowledgement and select your Orientation, ASQ Coaching Session, and DSP Coaching Sessions.

- Step 1: Register for the Developmental Screening and Strategies for Support training.**
- Step 2:** On the left-hand side, click on **Purchase**
- Step 3:** Enter your payment information and complete your enrollment in the training. Once you have successfully enrolled in the training, the training will appear under your **MY TRAINING** tab when you log in.
- Step 4:** Once you are enrolled in the training, open the training, and read the **TRAINING OVERVIEW**.
- Step 5:** Scroll down to the bottom of the page and select your read and sign your Learner Agreement, and select your Orientation, ASQ Coaching Session, and DSP Coaching Session. Once you have selected each session, click on the **SUPPLEMENTARY INFO** button for each for your Zoom link.

Useful Tips:

1. The training occurs in a sequential order. You must complete the first step before the next step is unlocked. Part 5: Reflection Survey will be unlocked 24 hours after you have attended the DSP Coaching Session.
2. If you need to reschedule and attend a different Orientation or Coaching Session, click on the **TRANSFER** button for the session on the **PART 1: REGISTRATION** page of your training and select the session you wish to switch into. 7 days before the Coaching Session you will be unable to transfer, and you will need to contact iemhp.learning@sickkids.ca.

2

Part 2: Orientation

Total duration: 30 minutes

Complete by: May 25th, 2023

Join us for a 30-minute live orientation with your training Team, who will go over each component of the training in detail. We will walk through the training website, the Training Information Package, where to find the training materials, details regarding the learning activities and the overall expectations to successfully complete this training and receive a certificate of completion.

- Step 1:** Please print and/or download the training materials as instructed, found under the **OVERVIEW** section of your training page. Please keep them somewhere safe as we will be referring to them throughout the training.

3


Part 3: Introduction to ASQs

Total Duration of Pre-Recorded Webinars: 2 hours

Total Duration of Learning Activity: 30 minutes

Total Duration of Live ASQ Coaching Session: 1.5 hours

Complete by: June 1st, 2023



Before you start, you must **PRINT** the *Case Studies and Scoring Exercise* package and *ASQ:SE2 Behavioural Areas and Cheat Sheet* Documents found under *Part 3: Introduction to ASQs* of the **TRAINING MATERIALS** section of your training page.

Description: Research has demonstrated that early identification and intervention are crucial to increasing the likelihood of positive outcomes for children identified as having a developmental delay. This session will introduce and overview the Ages & Stages Questionnaires: 3rd edition and Social-Emotional: 2nd edition. Participants will learn

how to screen for delays in the developmental areas of communication, gross motor, fine motor, problem-solving and personal-social.

Part 3a. Webinars

Total Duration of Pre-Recorded Webinars: 2 hours

- Step 1:** Watch ASQ Webinars
- Step 2:** Complete the ASQ Post-Webinar Knowledge Survey (A score of 5/5 must be received to be considered complete)

| Webinar Section | Duration |
|--|-----------------|
| Section A: Introduction to Developmental Screening | 20 mins |
| Section B: Introduction to the ASQ:3 | 28 mins |
| Section C: Introduction to the ASQ:SE2 | 32 mins |
| Section D: Key Components of the ASQs | 28 mins |

Part 3b. Learning Activity

Total Duration of Learning Activity: 30 minutes

In your *Case Studies and Scoring Exercise* package, complete the scoring for Emma, Adam, Darcey, Logan and Devon. This must be completed in order to gain access to the ASQ Coaching Session. If you have questions, contact nicole.tuzi@sickkids.ca.

- Step 1:** Complete the ASQ Learning Activity. **PRINT and SCORE** all the cases in the *Case Studies and Scoring Exercise* package.

Part 3c. ASQ Coaching Session

Total Duration of ASQ Coaching Session: 1.5 hours

Description: Your Coach will assign each participant a case study to present to ensure all case studies have been scored accurately, as well as go over any questions you have from Part 3 and address any other questions about engaging with families using the ASQs.

- Step 1:** Review the instructions and save the Zoom link under the **SUPPLEMENTARY INFO** button for your selected ASQ Coaching Session on **Part 1: REGISTRATION** page of the training.
- Step 2:** Ensure you have completed your Learning Activity, and bring your *Case Studies and Scoring Exercise* package, as well as the *ASQ:SE2 Behavioural Areas and Cheat Sheet* package to your coaching session.
- Step 3:** Attend and participate in the ASQ Coaching Session.



Part 4: Introduction to DSPs

Total Duration of Pre-Recorded Webinars: 1.5 hours

Total Duration of Learning Activity: 15 minutes

Total Duration of ASQ Coaching Session: 1.5 hours

Complete by: June 8th, 2023



Before you start, **DOWNLOAD and SAVE** all the documents to your computer as found under *Part 4: Introduction to DSPs* of the **TRAINING MATERIALS** section of your training page.

Description: Participants will learn how to use the results of the developmental screen, observations and caregiver report to create a DSP unique to each child. These DSPs are strengths-based and age-appropriate for each particular child, and unique to the needs of the family. They can be used throughout professional practice to enhance interactions between caregivers and the child.

Part 4a. Webinars

Total Duration of Pre-Recorded Webinars: 1 hour

- Step 1:** Watch DSP Webinars

- Step 2:** Complete the DSP Post-Webinar Knowledge Survey (A score of 5/5 must be received to be considered complete)

| Webinar Section | Duration |
|--|-----------------|
| Section A: Introduction to Developmental Support Plans | 13 mins |
| Section B: What Informs a DSP | 14 mins |
| Section C: Key Components of a DSP and How to Create a DSP | 35 mins |

Part 4b. Learning Activity

Total Duration of Learning Activity: 15 minutes

Participants are expected to know how to navigate the resource manual (find goals and strategies), copy and paste between the resource manual and the DSP template, and make edits within the DSP template. If you have questions, contact nicole.tuzi@sickkids.ca.

- Step 1:** Complete the DSP Learning Activity. **DOWNLOAD and SAVE** all the documents to your computer as found under *Part 4: Introduction to DSPs* of the **TRAINING MATERIALS** section of your training page. Practice using the resource manual and the templates prior to the coaching session.

Part 4c. DSP Coaching Session

Total Duration of DSP Coaching Session: 1.5 hours

Description: As a group, we will complete at least one other DSP from the *Case Studies and Scoring Exercises* package. The Coach will go over any questions you have from Part 4 and address any other questions regarding engaging with families using a DSP.

- Step 1:** Review the instructions and save the Zoom link under the **SUPPLEMENTARY INFO** button for your selected DSP Coaching Session **on Part 1: REGISTRATION** page of the training.
- Step 2:** Ensure you have completed the Learning Activity in preparation of your coaching session.
- Step 3:** Attend and participate in DSP Coaching Session.

5

Part 5: Reflection Survey

- Step 1:** Complete the Reflection Feedback Survey